



DT-9020 / 9021 / 9030



1	1
1.1	1
1.2	1
1.3	2
2.	2
3.	3
3.1	3
3.2	3
4.	3
5.	4
5.1	4
5.2.	4
6.	7
6.1	7
6.2	7
6.3.	7
6.4.	7
6.5	7
6.6	8
6.7 / p-n	8
6.8	9
6.9	9
6.10.	9
6.11.	11
7.	11
7.1	11
7.2.	11
8.	11
8.1	11
8.2	11

1
1.1.







1.2

-
-
-

690 .

1.2.1

1.2.1

	120 (60) 50 (25)
	
	
	690 .
)
	

	
	<85%.
	-10° + 55°

-
-
-
-


•

•

1.3

1.3.1

1.3.1

	Warning! ()
	Caution ().
	

2

DT-9030 / 20 /21

-
-
-
-
-
-

3

3.1

3.1.1

3.1.1

	DT-9020	DT-9021	DT-9030
		-10° ~55°	
		-20° ~60°	
		85%	
		240×78×40	
		237	
		2	

3.2

3.2.1

3.2.1

	DT-9030	DT-9021	DT-9020
	6,12,24,50,120,230,400 , 690	12,24,36,50,120,230,400, 690	12,24,36,50,120,230,400, 690
	•	•	•
DC	•	•	•
	1	±12,24,36,50,120,230, 400,690	±12,24,36,50,120,230, 400,690
	±(1% ±3 . . .)	-30% ...0%	-30% ...0%
400 :	≤ 1,0		
690 :	≤ 1,5		
	•	•	•
	2~3	<0,1 .	<0,1 .
	50/60	<0,1 .	<0,1 .
		•	•
		2,1 690	2,1 690
		1 <0,2 / 3,5	1 <0,2 / 3,5
		30	30
		10	10
(9030)	4,5	4,5	4,5
	<6	<200	≤400
	12~230	6...690	12...690
	5 <250	5 <230 3 < 400 690	5 <230 3 < 400 690
	3 <400 . /690		400 / 690 <5
	100...400 .	100-690 .	
	50/60	50/60	
	<200	<400	
	<1μ	5μ	
	400 , 690 .	400 , 690 .	
	100...400	100...690	
	50/60	50/60	

4

4

	1	
	2	Micro 9020 9021/9030.
	1	
	1	

5

5.1

DT-9021/ 9020/9030

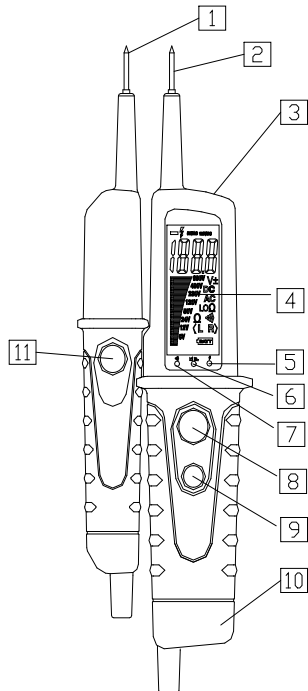
5.1.1
5.1.1

		DT-9021/20
L1		
L2		
V		
DC		
AC		
LOW IMP.		
MAX 250V		250
L		
R		
~		
+		+
-		
		(DT-9021)
		DT-9030
LOW IMP.		
		100 690 ~ 50/60
		DT-9030
V		
DC		
		100 690 ~ 50/60

5.2

DT-9030

5.2.1 (5.2.1)



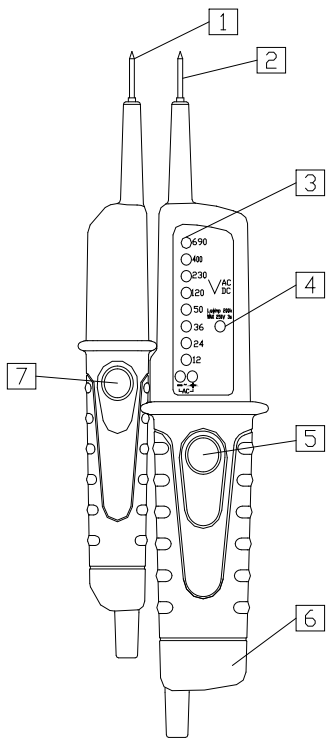
.5.2.1
DT-
9030

1		,
2		,
3		:
4		• • • •
5		
6		
7		
8	(L2)	
9		/
10		
11	(L1)	

(.5.2.2)

9020

5.2.2

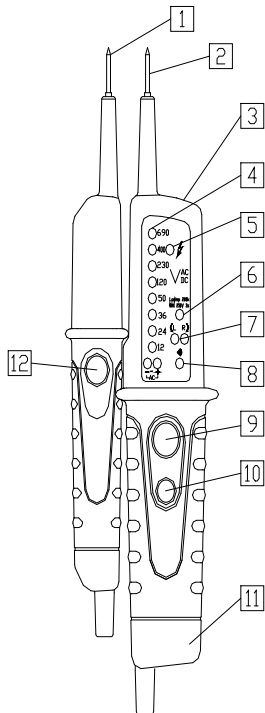


.5.2.2
9020

1		
2		
3		
4		
5	(L2)	
6		
7	(L1)	

DT-9021

5.2.3



.5.2.3
DT-9021

5.2.3

1		
2		
3		
4		
5		
6		
7		
8		
9	(L2)	
10	/	
11		
12	(L21)	

6
6.1

DT-9021/9020

-
-
-
-
-
-

(8 .5.2.3) (1 2 . 5.2.3).

10 30

(L PE)

(5). L N

6.2

DT-9020/9021

-
-
-
-
-
-
-
-

6 ,

«+» «-»

« •)) » «-»

: ± 12,24,36,50,120,230,400

690

0 -/+ 4,5

6.3

-
-
-
-
-
-

6

: ±12,24,36,50,120,230,400 /

690

(+).

0 -/+4,5

6.4

DT-9020/21

-
-
-
-
-

: ±12,24,36,50,120,230, 400 / , 690

6.5

DT-9021

-
-
-
-
-
-

100 (> 100

)

)

DT-9030



: Данный фазовый тестер служит только для экспресс испытания.

«L2» с ()

(. .).

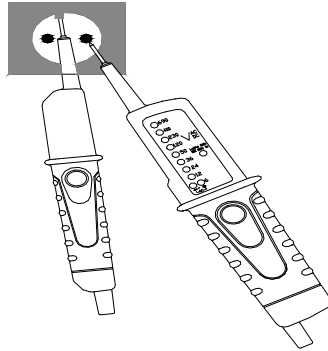
6.6

DT-9020/9021

10

30

L PE (. .6.6.1)



.6.6.1

L PE

L N

5

6.7

/ p-n

p-n

9021

•)))

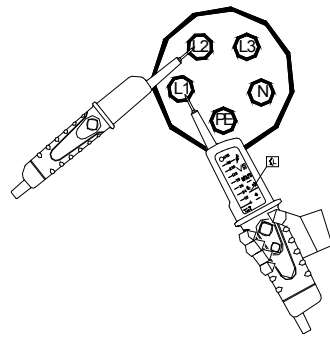
DT-9030

- 2- , , « ».
- 400 .

6.8

DT-9021

- «R» «L»
- 2 L2
- L1.
- «R» - L2. L1 - L1, L2 -



. 6.8.1

- «L» , L1. L1 - L2, L2 -
-

DT-9030

- 2 (1 2 .5.2.1) L2.
- (L= , R= .) (D)

6.9

DT-9030/9021

DT-9021

DT-9030

- (3, .5.2.3) (3, .5.2.3).
- (3, .5.2.3).
- 15

6.10

DT - 9030

- 2
-

4,5

4,5

()

«-».

1

6.11

DT-9030

(FI RCI).

(L1)

(PE)

12 .
2

2 (5 9, .5.2.3).

7

7.1

(**9021/9030**)

/



7.2

5

8

8.1

« () »

() .

- 12

8.2

